PT GOVT LOTS 1,2 & PT OF NW1/4
OF SEC 29-2N-25E IN
OR 927/1700 (EX ESMT'S IN

BEEMER & ASSOCIATES XVI LC
7880 GATE PARKWAY STE 300
JACKSONVILLE, FL 32256

2023

29-2N-25-0000-0013-0040

NASSAU COUNTY PROPERTY

BUILDING CHARACTERISTICS

ELEMENT	CD	CONSTRUCTION
Exterior Wall	16	WD FR STUC 70
Exterior Wall	25	MOD METAL 30
Roof Structur	01	FLAT 100
Roof Cover	12	MODULAR MT 100
Interior Wall	05	DRYWALL 100
Interior Floo	07	CORK/VTILE 50
Interior Floo	14	CARPET 50
Ceiling	02	F.NOT SUS 100
Air Condition	03	CENTRAL 100
Heating Type	04	AIR DUCTED 100
Fixtures		9 100
Frame	05	STEEL 100
Story Height		8 100
RMS		8 100
Stories	2.	2. 100
Units		0 100
Occupancy	00	NONE 100
Quality	03	Quality Level 03
DOR CODE	4840	MINI STORAGE
MAP NUM		MKT AREA 07
NEIGHBORHOOD/LOC	7001.00	

AREA TYPE	TOTAL GROSS AREA	PCT OF BASE	TOT ADJ AREA	SUBAREA MARKET VALUE
APT	1,050	100	1,050	114,729
BAS	777	100	777	84,899
FST	273	50	136	14,860
TOTALS	2,100		1,963	214,487

MARKET ADJUSTMENTS

TYPE	MDL	EFF. AREA	TOT ADJ PTS	EFF. BASE RATE	REPL. COST NEW	AYB	EYB	ECON	FNCT		NORM	% COND
1701	04	1,963	93.8385	133.25	261,570	2001	2001	0	0	0	18.00	82.00

1 OFFICE 1&2 – 0% - 0 Heated Area: 1827 HX Base Yr

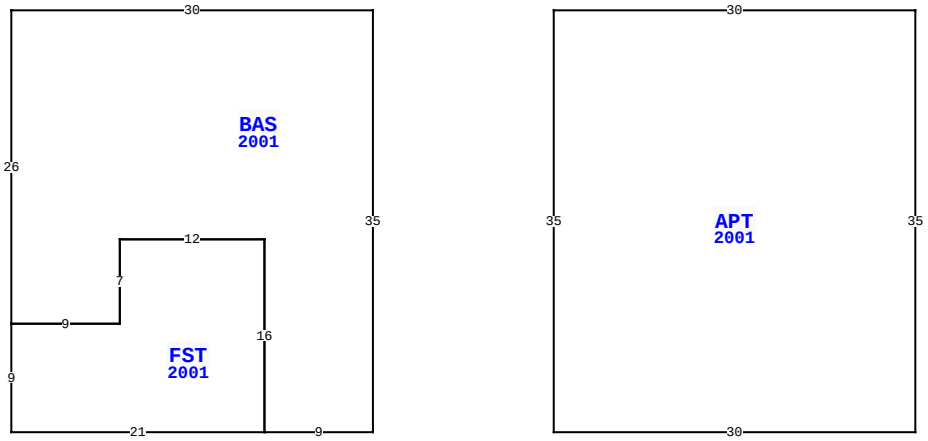

450062 SR 200, CALLAHAN

BLD DATE	03/02/2017 KK	LGL DATE	
XF DATE		LAND DATE	
INC DATE		AG DATE	

NASSAU COUNTY PROPERTY — VALUATION SUMMARY

VALUATION BY	DIRECT_CAP
Tax Group: 1	Tax Dist:
BUILDING MARKET VALUE	0
TOTAL MARKET OB/XF VALUE	0
TOTAL LAND VALUE - MARKET	0
TOTAL MARKET VALUE	5,078,132
SOH/AGL Deduction	3,319,366
ASSESSED VALUE	1,758,766
TOTAL EXEMPTION VALUE	0
BASE TAXABLE VALUE	1,758,766
TOTAL JUST VALUE	5,078,132
NCON VALUE	0
INCOME VALUE	5,078,132
PREVIOUS YEAR MKT VALUE	1,598,906

PERMIT NUM	DESCRIPTION	AMT	ISSUED
B002315	SIGNS	9,000	10/01/2001

SALES DATA

OFF RECORD Number	DATE	TYPE INST	Q / U	V / I	RSN CD	SALE PRICE
1920/0497	5/30/2014	SW	U	I	12	318,000
GRANTOR: BANK OF AMERICA NATL						
GRANTEE: SCW CALLAHAN LLC						
0927/1700	4/10/2000	WD	U	V	19	60,000
GRANTOR: PAN AM INVESTMENT INC						
GRANTEE: BEEMER & ASSOCIATES						

BUILDING NOTES

BUILDING DIMENSIONS

BAS=[YR=2001] W30 S26 FST=[YR=2001] S9 E21 N16 W12 S7 W9 $ E9 N7 E12 S16 E9 N35 $ PTR= E15 APT=[YR=2001] E30 S35 W30 N35 $ W15$.

EXTRA FEATURES

LN	OB/XF CODE	DESCRIPTION	BLD	CAP	L	W	UNITS	UT	Adj R	ADJ UNIT PRICE	ORIG COND	YEAR ON	YEAR ACTUAL	Q	% COND	OB/XF MKT VALUE	NOTES
1	4950	BOLLARD	0	0	0	0	25.00	UT	100.00	100.00	100	2001	2001	3	100	2,500	
2	0963	FIRE HYDR	0	0	0	0	2.00	UT	1,500.00	1,500.00	100	2001	2001	3	100	3,000	
4	0463	FENCE GATE	0	0	0	0	1.00	UT	330.00	330.00	100	2001	2001	3	58	191	
5	0092	AUTO GATE	0	0	0	0	1.00	UT	4,375.00	4,375.00	100	2001	2001	3	20	875	
6	0462	ST/AL FNC	0	0	41	6	246.00	SF	10.00	10.00	100	2001	2001	3	30	738	
7	0463	FENCE GATE	0	0	0	0	1.00	UT	300.00	300.00	100	2001	2001	3	58	174	
8	0422	CL FNC 4'	0	0	0	0	290.00	LF	15.00	15.00	100	2001	2001	3	58	2,523	
9	0424	CL FNC 6'	0	0	0	0	302.00	LF	20.00	20.00	100	2001	2001	3	58	3,503	
10	0400	CONC CURB	0	0	0	0	1,071.00	LF	15.00	15.00	100	2001	2001	3	86	13,816	
11	0812	CONCRETE C	0	0	0	0	2,045.00	SF	4.00	4.00	100	2001	2001	3	82	6,708	

TOTAL OB/XF 34,028

LAND DESCRIPTION

LN	USE CODE	CLS	LAND USE DESCRIPTION	CAP	RD	LOC ZONE	FRONT	DEPTH	TOT LND UTS	UNIT TYPE	DT	DPTH FACT	% COND	TOT ADJ	UNIT PRICE	ADJ UNIT PRICE	LAND VALUE	OTHER ADJUSTMENTS AND NOTES	YEAR	DENSITY	DECL	FRZ	YR	CONSRV
1	004800	C	WAREHOUSE	0	0006	CG	0.00	0.00	238,270.00	SF		1.00	1.00	0.75	8.00	6.00	1,429,620							
2	009600	C	WASTELAND	0	0006		0.00	0.00	9.83	AC		1.00	1.00	1.00	2,500.00	2,500.00	24,575							

REVIEW DATE 06/14/2022 BY HSA Total Acres: 9.83 Total Land Value: 0 Market: 0 Agricultural: 0 Common: 0 PRINTED 08/02/2023 BY SYS

PT GOVT LOTS 1,2 & PT OF NW1/4
OF SEC 29-2N-25E IN
OR 927/1700 (EX ESMT'S IN

BEEMER & ASSOCIATES XVI LC
7880 GATE PARKWAY STE 300
JACKSONVILLE, FL 32256

2023

29-2N-25-0000-0013-0040

NASSAU COUNTY PROPERTY

BUILDING CHARACTERISTICS

ELEMENT	CD	CONSTRUCTION
Exterior Wall	25	MOD METAL 100
Roof Structur	09	RIDGE FRME 100
Roof Cover	12	MODULAR MT 100
Interior Wall	01	MINIMUM 100
Interior Floo	03	CONC FINSH 100
Ceiling	04	NONE 100
Air Condition	01	NONE 100
Heating Type	01	NONE 100
Plumbing		0 100
Frame	05	STEEL 100
Story Height		9 100
RMS		27 100
Stories	1.	1. 100
Class	00	. 100
Units		0 100
Occupancy	00	NONE 100
Quality	03	Quality Level 03

DOR CODE 4840 MINI STORAGE
MAP NUM | MKT AREA 07
NEIGHBORHOOD/LOC 7001.00

AREA TYPE	TOTAL GROSS AREA	PCT OF BASE	TOT ADJ AREA	SUBAREA MARKET VALUE
BAS	5,100	100	5,100	114,944
TOTALS	5,100		5,100	114,944

MARKET ADJUSTMENTS

TYPE	MDL	EFF. AREA	TOT ADJ PTS	EFF. BASE RATE	REPL. COST NEW	AYB	EYB	ECON	FNCT		NORM	% COND
4804	06	5,100	74.5416	30.56	155,856	2001	2001	0	0	0	26.25	73.75

2 MINI WAREH – 0% - 0 Heated Area: 5100 HX Base Yr

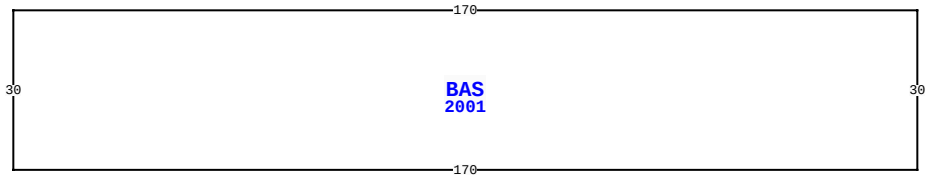

450062 SR 200, CALLAHAN

BLD DATE	03/02/2017	KK	LGL DATE
XF DATE			LAND DATE
INC DATE			AG DATE

VALUATION SUMMARY

VALUATION BY	DIRECT_CAP
Tax Group: 1	Tax Dist:
BUILDING MARKET VALUE	0
TOTAL MARKET OB/XF VALUE	0
TOTAL LAND VALUE - MARKET	0
TOTAL MARKET VALUE	5,078,132
SOH/AGL Deduction	3,319,366
ASSESSED VALUE	1,758,766
TOTAL EXEMPTION VALUE	0
BASE TAXABLE VALUE	1,758,766
TOTAL JUST VALUE	5,078,132
NCON VALUE	0
INCOME VALUE	5,078,132
PREVIOUS YEAR MKT VALUE	1,598,906

PERMIT NUM	DESCRIPTION	AMT	ISSUED

SALES DATA

OFF RECORD Number	DATE	TYPE INST	Q U	V I	RSN CD	SALE PRICE
1920/0497	5/30/2014	SW	U	I	12	318,000
GRANTOR: BANK OF AMERICA NATL						
GRANTEE: SCW CALLAHAN LLC						
0927/1700	4/10/2000	WD	U	V	19	60,000
GRANTOR: PAN AM INVESTMENT INC						
GRANTEE: BEEMER & ASSOCIATES						

BUILDING NOTES

BUILDING DIMENSIONS

BAS=[YR=2001] W170 S30 E170 N30 $.

EXTRA FEATURES

LN	OB/XF CODE	DESCRIPTION	BLD	CAP	L	W	UNITS	UT	Adj R	ADJ UNIT PRICE	ORIG COND	YEAR ON	YEAR ACTUAL	Q	% COND	OB/XF MKT VALUE	NOTES
12	0803	ASPHALT C	0	0	0	0	41,047.00	SF	2.00	2.00	100	2001	2001	3	50	41,047	
13	0978	SECURTY LT	0	0	0	0	72.00	UT	135.00	135.00	100	2001	2001	3	58	5,638	
14	4950	BOLLARD	0	0	0	0	8.00	UT	100.00	100.00	100	2001	2001	3	100	800	
16	0463	FENCE GATE	0	0	0	0	1.00	UT	300.00	300.00	100	2001	2001	3	58	174	
17	0422	CL FNC 4'	0	0	0	0	100.00	LF	15.00	15.00	100	2001	2001	3	58	870	
18	0424	CL FNC 6'	0	0	0	0	494.00	LF	20.00	20.00	100	2001	2001	3	58	5,730	
19	0400	CONC CURB	0	0	0	0	231.00	LF	15.00	15.00	100	2001	2001	3	86	2,980	
20	0812	CONCRETE C	0	0	0	0	1,465.00	SF	4.00	4.00	100	2001	2001	3	82	4,805	
21	0803	ASPHALT C	0	0	0	0	24,927.00	SF	2.00	2.00	100	2001	2001	3	50	24,927	
22	0978	SECURTY LT	0	0	0	0	4.00	UT	135.00	135.00	100	2001	2001	3	58	313	

TOTAL OB/XF 87,284

LAND DESCRIPTION

LN	USE CODE	CLS	LAND USE DESCRIPTION	CAP	RD	LOC ZONE	FRONT	DEPTH	TOT LND UTS	UNIT TYPE	DT	DPTH FACT	% COND	TOT ADJ	UNIT PRICE	ADJ UNIT PRICE	LAND VALUE	OTHER ADJUSTMENTS AND NOTES	YEAR	DENSITY	DECL	FRZ	YR	CONSRV

REVIEW DATE 06/14/2022 BY HSA Total Acres: 9.83 Total Land Value: 0 Market: 0 Agricultural: 0 Common: 0 PRINTED 08/02/2023 BY SYS

PT GOVT LOTS 1,2 & PT OF NW1/4
OF SEC 29-2N-25E IN
OR 927/1700 (EX ESMT'S IN

BEEMER & ASSOCIATES XVI LC
7880 GATE PARKWAY STE 300
JACKSONVILLE, FL 32256

2023

29-2N-25-0000-0013-0040

NASSAU COUNTY PROPERTY

BUILDING CHARACTERISTICS

ELEMENT	CD	CONSTRUCTION
Exterior Wall	25	MOD METAL 100
Roof Structur	09	RIDGE FRME 100
Roof Cover	12	MODULAR MT 100
Interior Wall	01	MINIMUM 100
Interior Floo	03	CONC FINSH 100
Ceiling	04	NONE 100
Air Condition	01	NONE 100
Heating Type	01	NONE 100
Plumbing		0 100
Frame	05	STEEL 100
Story Height		9 100
RMS		33 100
Stories	1.	1. 100
Class	00	. 100
Units		0 100
Occupancy	00	NONE 100
Quality	03	Quality Level 03

DOR CODE	4840	MINI STORAGE	
MAP NUM		MKT AREA	07
NEIGHBORHOOD/LOC	7001.00		

AREA TYPE	TOTAL GROSS AREA	PCT OF BASE	TOT ADJ AREA	SUBAREA MARKET VALUE
BAS	7,700	100	7,700	169,965
TOTALS	7,700		7,700	169,965

MARKET ADJUSTMENTS

TYPE	MDL	EFF. AREA	TOT ADJ PTS	EFF. BASE RATE	REPL. COST NEW	AYB	EYB	ECON	FNCT		NORM	% COND
4804	06	7,700	73.0080	29.93	230,461	2001	2001	0	0	0	26.25	73.75

3 MINI WAREH – 0% - 0 Heated Area: 7700 HX Base Yr

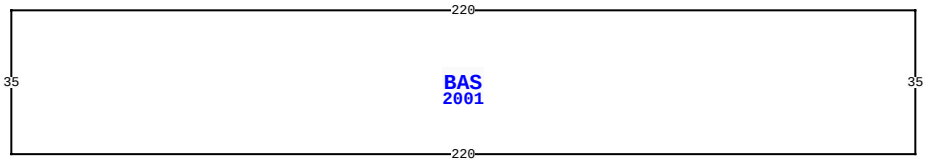

450062 SR 200, CALLAHAN

BLD DATE	03/02/2017	KK	LGL DATE
XF DATE			LAND DATE
INC DATE			AG DATE

VALUATION SUMMARY

VALUATION BY	DIRECT_CAP
Tax Group: 1	Tax Dist:
BUILDING MARKET VALUE	0
TOTAL MARKET OB/XF VALUE	0
TOTAL LAND VALUE - MARKET	0
TOTAL MARKET VALUE	5,078,132
SOH/AGL Deduction	3,319,366
ASSESSED VALUE	1,758,766
TOTAL EXEMPTION VALUE	0
BASE TAXABLE VALUE	1,758,766
TOTAL JUST VALUE	5,078,132
NCON VALUE	0
INCOME VALUE	5,078,132
PREVIOUS YEAR MKT VALUE	1,598,906

PERMIT NUM	DESCRIPTION	AMT	ISSUED

SALES DATA

OFF RECORD Number	DATE	TYPE INST	Q U	V I	RSN CD	SALE PRICE
1920/0497	5/30/2014	SW	U	I	12	318,000
GRANTOR: BANK OF AMERICA NATL						
GRANTEE: SCW CALLAHAN LLC						
0927/1700	4/10/2000	WD	U	V	19	60,000
GRANTOR: PAN AM INVESTMENT INC						
GRANTEE: BEEMER & ASSOCIATES						

BUILDING NOTES

BUILDING DIMENSIONS

BAS=[YR=2001] W220 S35 E220 N35 $.

EXTRA FEATURES

L N	OB/XF CODE	DESCRIPTION	BLD	CAP	L	W	UNITS	UT	Adj R	ADJ UNIT PRICE	ORIG COND	YEAR ON	YEAR ACTUAL	Q	% COND	OB/XF MKT VALUE	NOTES

LAND DESCRIPTION

TOTAL OB/XF 0

L N	USE CODE	CLS	LAND USE DESCRIPTION	CAP	R D	LOC ZONE	FRONT	DEPTH	TOT LND UTS	UNIT TYPE	D T	DPTH FACT	% COND	TOT ADJ	UNIT PRICE	ADJ UNIT PRICE	LAND VALUE	OTHER ADJUSTMENTS AND NOTES	YEAR	DENSITY	DECL	FRZ	YR	CONSRV

REVIEW DATE 06/14/2022 BY HSA Total Acres: 9.83 Total Land Value: 0 Market: 0 Agricultural: 0 Common: 0 PRINTED 08/02/2023 BY SYS

PT GOVT LOTS 1,2 & PT OF NW1/4
OF SEC 29-2N-25E IN
OR 927/1700 (EX ESMT'S IN

BEEMER & ASSOCIATES XVI LC
7880 GATE PARKWAY STE 300
JACKSONVILLE, FL 32256

2023

29-2N-25-0000-0013-0040

BUILDING CHARACTERISTICS

ELEMENT	CD	CONSTRUCTION
Exterior Wall	25	MOD METAL 100
Roof Structur	09	RIDGE FRME 100
Roof Cover	12	MODULAR MT 100
Interior Wall	01	MINIMUM 100
Interior Floo	03	CONC FINSH 100
Ceiling	04	NONE 100
Air Condition	03	CENTRAL 100
Heating Type	01	NONE 100
Plumbing		0 100
Frame	05	STEEL 100
Story Height		9 100
RMS		93 100
Stories	1.	1. 100
Class	00	. 100
Units		0 100
Occupancy	00	NONE 100
Quality	03	Quality Level 03

DOR CODE	4840	MINI STORAGE	
MAP NUM		MKT AREA	07
NEIGHBORHOOD/LOC	7001.00		

AREA TYPE	TOTAL GROSS AREA	PCT OF BASE	TOT ADJ AREA	SUBAREA MARKET VALUE
BAS	5,875	100	5,875	138,650
SFB	1,100	80	880	20,768
SFB	1,250	80	1,000	23,600
SFB	2,525	80	2,020	47,672
TOTALS	10,750		9,775	230,690

MARKET ADJUSTMENTS

TYPE	MDL	EFF. AREA	TOT ADJ PTS	EFF. BASE RATE	REPL. COST NEW	AYB	EYB	ECON	FNCT		NORM	% COND
4804	06	9,775	78.0516	32.00	312,800	2001	2001	0	0	0	26.25	73.75

4 MINI WAREH – 0% - 0 Heated Area: 9775 HX Base Yr

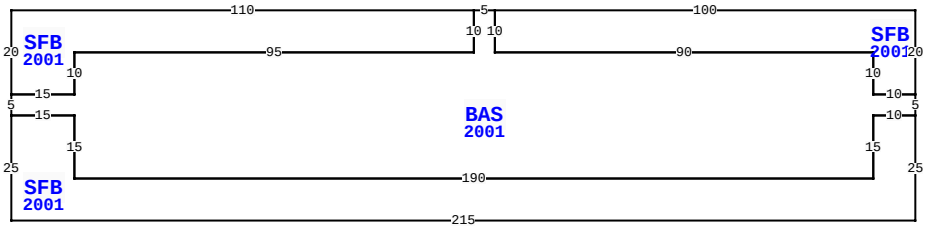

450062 SR 200, CALLAHAN

BLD DATE	03/02/2017	KK	LGL DATE
XF DATE			LAND DATE
INC DATE			AG DATE

EXTRA FEATURES

L N	OB/XF CODE	DESCRIPTION	BLD	CAP	L	W	UNITS	UT	Adj R	ADJ UNIT PRICE	ORIG COND	YEAR ON	YEAR ACTUAL	Q	% COND	OB/XF MKT VALUE	NOTES

NASSAU COUNTY PROPERTY

VALUATION SUMMARY

VALUATION BY	DIRECT_CAP
Tax Group: 1	Tax Dist:
BUILDING MARKET VALUE	0
TOTAL MARKET OB/XF VALUE	0
TOTAL LAND VALUE - MARKET	0
TOTAL MARKET VALUE	5,078,132
SOH/AGL Deduction	3,319,366
ASSESSED VALUE	1,758,766
TOTAL EXEMPTION VALUE	0
BASE TAXABLE VALUE	1,758,766
TOTAL JUST VALUE	5,078,132
NCON VALUE	0
INCOME VALUE	5,078,132
PREVIOUS YEAR MKT VALUE	1,598,906

PERMIT NUM	DESCRIPTION	AMT	ISSUED

SALES DATA

OFF RECORD Number	DATE	TYPE INST	Q U	V I	RSN CD	SALE PRICE
1920/0497	5/30/2014	SW	U	I	12	318,000
GRANTOR: BANK OF AMERICA NATL						
GRANTEE: SCW CALLAHAN LLC						
0927/1700	4/10/2000	WD	U	V	19	60,000
GRANTOR: PAN AM INVESTMENT INC						
GRANTEE: BEEMER & ASSOCIATES						

BUILDING NOTES

BUILDING DIMENSIONS

SFB=[YR=2001] W100S10E90S10E10 BAS=[YR=2001]
W10N10W90N10W5SFB=[YR=2001] W110S20E15N10E95N10$S10W95S10
W15S5SFB=[YR=2001] S25E215N25W10S15
W190N15W15$E15S15E190N15E10N5$ N20$.

LAND DESCRIPTION

TOTAL OB/XF 0

L N	USE CODE	CLS	LAND USE DESCRIPTION	CAP	R D	LOC ZONE	FRONT	DEPTH	TOT LND UTS	UNIT TYPE	D T	DPTH FACT	% COND	TOT ADJ	UNIT PRICE	ADJ UNIT PRICE	LAND VALUE	OTHER ADJUSTMENTS AND NOTES	YEAR	DENSITY	DECL	FRZ	YR	CONSRV

REVIEW DATE 06/14/2022 BY HSA Total Acres: 9.83 Total Land Value: 0 Market: 0 Agricultural: 0 Common: 0 PRINTED 08/02/2023 BY SYS

PT GOVT LOTS 1,2 & PT OF NW1/4
OF SEC 29-2N-25E IN
OR 927/1700 (EX ESMT'S IN

BEEMER & ASSOCIATES XVI LC
7880 GATE PARKWAY STE 300
JACKSONVILLE, FL 32256

2023

29-2N-25-0000-0013-0040

NASSAU COUNTY PROPERTY

BUILDING CHARACTERISTICS

ELEMENT	CD	CONSTRUCTION
Exterior Wall	25	MOD METAL 100
Roof Structur	09	RIDGE FRME 100
Roof Cover	12	MODULAR MT 100
Interior Wall	01	MINIMUM 100
Interior Floo	03	CONC FINSH 100
Ceiling	04	NONE 100
Air Condition	01	NONE 100
Heating Type	01	NONE 100
Plumbing		0 100
Frame	05	STEEL 100
Story Height		9 100
RMS		56 100
Stories	1.	1. 100
Class	00	. 100
Units		0 100
Occupancy	00	NONE 100
Quality	03	Quality Level 03

DOR CODE	4840	MINI STORAGE	
MAP NUM		MKT AREA	07
NEIGHBORHOOD/LOC	7001.00		

AREA TYPE	TOTAL GROSS AREA	PCT OF BASE	TOT ADJ AREA	SUBAREA MARKET VALUE
BAS	8,050	100	8,050	176,622
TOTALS	8,050		8,050	176,622

MARKET ADJUSTMENTS

TYPE	MDL	EFF. AREA	TOT ADJ PTS	EFF. BASE RATE	REPL. COST NEW	AYB	EYB	ECON	FNCT		NORM	% COND
4804	06	8,050	72.5630	29.75	239,488	2001	2001	0	0	0	26.25	73.75

5 MINI WAREH – 0% - 0 Heated Area: 8050 HX Base Yr

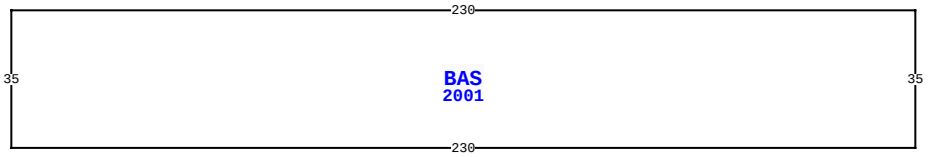

450062 SR 200, CALLAHAN

BLD DATE	03/02/2017	KK	LGL DATE
XF DATE			LAND DATE
INC DATE			AG DATE

VALUATION SUMMARY

VALUATION BY	DIRECT_CAP
Tax Group: 1	Tax Dist:
BUILDING MARKET VALUE	0
TOTAL MARKET OB/XF VALUE	0
TOTAL LAND VALUE - MARKET	0
TOTAL MARKET VALUE	5,078,132
SOH/AGL Deduction	3,319,366
ASSESSED VALUE	1,758,766
TOTAL EXEMPTION VALUE	0
BASE TAXABLE VALUE	1,758,766
TOTAL JUST VALUE	5,078,132
NCON VALUE	0
INCOME VALUE	5,078,132
PREVIOUS YEAR MKT VALUE	1,598,906

PERMIT NUM	DESCRIPTION	AMT	ISSUED

SALES DATA

OFF RECORD Number	DATE	TYPE INST	Q U /	V I /	RSN CD	SALE PRICE
1920/0497	5/30/2014	SW	U	I	12	318,000
GRANTOR: BANK OF AMERICA NATL						
GRANTEE: SCW CALLAHAN LLC						
0927/1700	4/10/2000	WD	U	V	19	60,000
GRANTOR: PAN AM INVESTMENT INC						
GRANTEE: BEEMER & ASSOCIATES						

BUILDING NOTES

BUILDING DIMENSIONS

BAS=[YR=2001] W230 S35 E230 N35 $.

EXTRA FEATURES

L N	OB/XF CODE	DESCRIPTION	BLD	CAP	L	W	UNITS	UT	Adj R	ADJ UNIT PRICE	ORIG COND	YEAR ON	YEAR ACTUAL	Q	% COND	OB/XF MKT VALUE	NOTES

LAND DESCRIPTION

TOTAL OB/XF 0

L N	USE CODE	CLS	LAND USE DESCRIPTION	CAP	R D	LOC ZONE	FRONT	DEPTH	TOT LND UTS	UNIT TYPE	D T	DPTH FACT	% COND	TOT ADJ	UNIT PRICE	ADJ UNIT PRICE	LAND VALUE	OTHER ADJUSTMENTS AND NOTES	YEAR	DENSITY	DECL	FRZ	YR	CONSRV

REVIEW DATE 06/14/2022 BY HSA Total Acres: 9.83 Total Land Value: 0 Market: 0 Agricultural: 0 Common: 0 PRINTED 08/02/2023 BY SYS

PT GOVT LOTS 1,2 & PT OF NW1/4
OF SEC 29-2N-25E IN
OR 927/1700 (EX ESMT'S IN

BEEMER & ASSOCIATES XVI LC
7880 GATE PARKWAY STE 300
JACKSONVILLE, FL 32256

2023

29-2N-25-0000-0013-0040

NASSAU COUNTY PROPERTY

BUILDING CHARACTERISTICS

ELEMENT	CD	CONSTRUCTION
Exterior Wall	25	MOD METAL 100
Roof Structur	09	RIDGE FRME 100
Roof Cover	12	MODULAR MT 100
Interior Wall	01	MINIMUM 100
Interior Floo	03	CONC FINSH 100
Ceiling	04	NONE 100
Air Condition	01	NONE 100
Heating Type	01	NONE 100
Plumbing		0 100
Frame	05	STEEL 100
Story Height		9 100
RMS		58 100
Stories	1.	1. 100
Class	00	. 100
Units		0 100
Occupancy	00	NONE 100
Quality	03	Quality Level 03

DOR CODE	4840	MINI STORAGE	
MAP NUM		MKT AREA	07
NEIGHBORHOOD/LOC	7001.00		

AREA TYPE	TOTAL GROSS AREA	PCT OF BASE	TOT ADJ AREA	SUBAREA MARKET VALUE
BAS	9,200	100	9,200	201,447
TOTALS	9,200		9,200	201,447

MARKET ADJUSTMENTS

TYPE	MDL	EFF. AREA	TOT ADJ PTS	EFF. BASE RATE	REPL. COST NEW	AYB	EYB	ECON	FNCT		NORM	% COND
4804	06	9,200	72.4205	29.69	273,148	2001	2001	0	0	0	26.25	73.75

6 MINI WAREH – 0% - 0 Heated Area: 9200 HX Base Yr

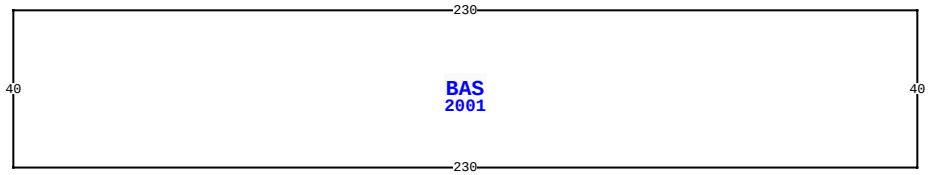

450062 SR 200, CALLAHAN

BLD DATE	03/02/2017	KK	LGL DATE
XF DATE			LAND DATE
INC DATE			AG DATE

VALUATION SUMMARY

VALUATION BY	DIRECT_CAP
Tax Group: 1	Tax Dist:
BUILDING MARKET VALUE	0
TOTAL MARKET OB/XF VALUE	0
TOTAL LAND VALUE - MARKET	0
TOTAL MARKET VALUE	5,078,132
SOH/AGL Deduction	3,319,366
ASSESSED VALUE	1,758,766
TOTAL EXEMPTION VALUE	0
BASE TAXABLE VALUE	1,758,766
TOTAL JUST VALUE	5,078,132
NCON VALUE	0
INCOME VALUE	5,078,132
PREVIOUS YEAR MKT VALUE	1,598,906

PERMIT NUM	DESCRIPTION	AMT	ISSUED

SALES DATA

OFF RECORD Number	DATE	TYPE INST	Q U /	V I /	RSN CD	SALE PRICE
1920/0497	5/30/2014	SW	U	I	12	318,000
GRANTOR: BANK OF AMERICA NATL						
GRANTEE: SCW CALLAHAN LLC						
0927/1700	4/10/2000	WD	U	V	19	60,000
GRANTOR: PAN AM INVESTMENT INC						
GRANTEE: BEEMER & ASSOCIATES						

BUILDING NOTES

BUILDING DIMENSIONS

BAS=[YR=2001] W230 S40 E230 N40 $.

EXTRA FEATURES

L N	OB/XF CODE	DESCRIPTION	BLD	CAP	L	W	UNITS	UT	Adj R	ADJ UNIT PRICE	ORIG COND	YEAR ON	YEAR ACTUAL	Q	% COND	OB/XF MKT VALUE	NOTES

LAND DESCRIPTION

TOTAL OB/XF 0

L N	USE CODE	CLS	LAND USE DESCRIPTION	CAP	R D	LOC ZONE	FRONT	DEPTH	TOT LND UTS	UNIT TYPE	D T	DPTH FACT	% COND	TOT ADJ	UNIT PRICE	ADJ UNIT PRICE	LAND VALUE	OTHER ADJUSTMENTS AND NOTES	YEAR	DENSITY	DECL	FRZ	YR	CONSRV

REVIEW DATE 06/14/2022 BY HSA Total Acres: 9.83 Total Land Value: 0 Market: 0 Agricultural: 0 Common: 0 PRINTED 08/02/2023 BY SYS

PT GOVT LOTS 1,2 & PT OF NW1/4
OF SEC 29-2N-25E IN
OR 927/1700 (EX ESMT'S IN

BEEMER & ASSOCIATES XVI LC
7880 GATE PARKWAY STE 300
JACKSONVILLE, FL 32256

2023

29-2N-25-0000-0013-0040

BUILDING CHARACTERISTICS

ELEMENT	CD	CONSTRUCTION
Exterior Wall	25	MOD METAL 100
Roof Structur	09	RIDGE FRME 100
Roof Cover	12	MODULAR MT 100
Interior Wall	01	MINIMUM 100
Interior Floo	03	CONC FINSH 100
Ceiling	04	NONE 100
Air Condition	03	CENTRAL 100
Heating Type	01	NONE 100
Plumbing		0 100
Frame	05	STEEL 100
Story Height		9 100
RMS		24 100
Stories	1.	1. 100
Class	00	. 100
Units		0 100
Occupancy	00	NONE 100
Quality	03	Quality Level 03
DOR CODE	4840	MINI STORAGE
MAP NUM		MKT AREA 07
NEIGHBORHOOD/LOC		7001.00

AREA TYPE	TOTAL GROSS AREA	PCT OF BASE	TOT ADJ AREA	SUBAREA MARKET VALUE
BAS	8,150	100	8,150	189,094
SFB	100	80	80	1,856
SFB	100	80	80	1,856
SFB	1,750	80	1,400	32,482
SFB	1,800	80	1,440	33,410
TOTALS	11,900		11,150	258,700

MARKET ADJUSTMENTS

TYPE	MDL	EFF. AREA	TOT ADJ PTS	EFF. BASE RATE	REPL. COST NEW	AYB	EYB	ECON	FNCT		NORM	% COND
4804	06	11,150	76.7340	31.46	350,779	2001	2001	0	0	0	26.25	73.75

7 MINI WAREH – 0% - 0 Heated Area: 11150 HX Base Yr

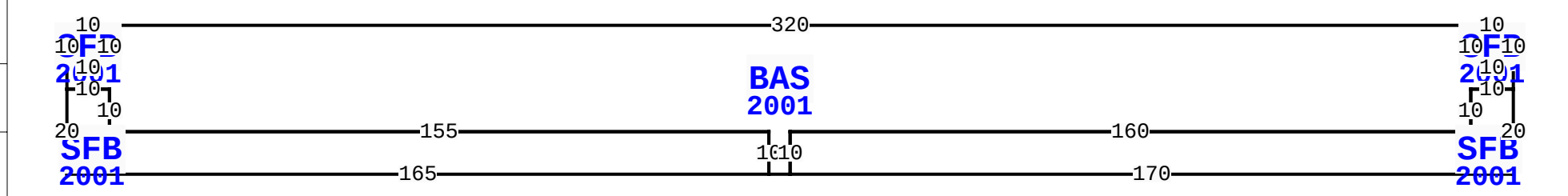

450062 SR 200, CALLAHAN

BLD DATE	03/02/2017 KK	LGL DATE
XF DATE		LAND DATE
INC DATE		AG DATE

VALUATION SUMMARY

VALUATION BY	DIRECT_CAP
Tax Group: 1	Tax Dist:
BUILDING MARKET VALUE	0
TOTAL MARKET OB/XF VALUE	0
TOTAL LAND VALUE - MARKET	0
TOTAL MARKET VALUE	5,078,132
SOH/AGL Deduction	3,319,366
ASSESSED VALUE	1,758,766
TOTAL EXEMPTION VALUE	0
BASE TAXABLE VALUE	1,758,766
TOTAL JUST VALUE	5,078,132
NCON VALUE	0
INCOME VALUE	5,078,132
PREVIOUS YEAR MKT VALUE	1,598,906

PERMIT NUM	DESCRIPTION	AMT	ISSUED

SALES DATA

OFF RECORD Number	DATE	TYPE INST	Q / U	V / I	RSN CD	SALE PRICE
1920/0497	5/30/2014	SW	U	I	12	318,000
GRANTOR: BANK OF AMERICA NATL						
GRANTEE: SCW CALLAHAN LLC						
0927/1700	4/10/2000	WD	U	V	19	60,000
GRANTOR: PAN AM INVESTMENT INC						
GRANTEE: BEEMER & ASSOCIATES						

BUILDING NOTES

BUILDING DIMENSIONS

SFB=[YR=2001] N10W10S10E10$BAS=[YR=2001] W10N10W320SFB=[YR=2001] W10S10E10N10 $S10W10S5SFB=[YR=2001] S20E165N10 W155N10W10$E10S10E155S10E5 SFB=[YR=2001] E170N20W10S10W160S10$ N10E160N10E10N5$.

EXTRA FEATURES

L N	OB/XF CODE	DESCRIPTION	BLD	CAP	L	W	UNITS	UT	Adj R	ADJ UNIT PRICE	ORIG COND	YEAR ON	YEAR ACTUAL	Q	% COND	OB/XF MKT VALUE	NOTES

LAND DESCRIPTION

TOTAL OB/XF 0

L N	USE CODE	CLS	LAND USE DESCRIPTION	CAP	R D	LOC ZONE	FRONT	DEPTH	TOT LND UTS	UNIT TYPE	D T	DPTH FACT	% COND	TOT ADJ	UNIT PRICE	ADJ UNIT PRICE	LAND VALUE	OTHER ADJUSTMENTS AND NOTES	YEAR	DENSITY	DECL	FRZ	YR	CONSRV

REVIEW DATE 06/14/2022 BY HSA Total Acres: 9.83 Total Land Value: 0 Market: 0 Agricultural: 0 Common: 0 PRINTED 08/02/2023 BY SYS

PT GOVT LOTS 1,2 & PT OF NW1/4
OF SEC 29-2N-25E IN
OR 927/1700 (EX ESMT'S IN

BEEMER & ASSOCIATES XVI LC
7880 GATE PARKWAY STE 300
JACKSONVILLE, FL 32256

2023

29-2N-25-0000-0013-0040

NASSAU COUNTY PROPERTY

BUILDING CHARACTERISTICS

ELEMENT	CD	CONSTRUCTION
Exterior Wall	25	MOD METAL 100
Roof Structur	09	RIDGE FRME 100
Roof Cover	12	MODULAR MT 100
Interior Wall	01	MINIMUM 100
Interior Floo	03	CONC FINSH 100
Ceiling	04	NONE 100
Air Condition	01	NONE 100
Heating Type	01	NONE 100
Plumbing		0 100
Frame	05	STEEL 100
Story Height		9 100
RMS		64 100
Stories	1.	1. 100
Class	00	. 100
Units		0 100
Occupancy	00	NONE 100
Quality	03	Quality Level 03

DOR CODE	4840	MINI STORAGE	
MAP NUM		MKT AREA	07
NEIGHBORHOOD/LOC	7001.00		

AREA TYPE	TOTAL GROSS AREA	PCT OF BASE	TOT ADJ AREA	SUBAREA MARKET VALUE
BAS	9,450	100	9,450	207,130
TOTALS	9,450		9,450	207,130

MARKET ADJUSTMENTS

TYPE	MDL	EFF. AREA	TOT ADJ PTS	EFF. BASE RATE	REPL. COST NEW	AYB	EYB	ECON	FNCT		NORM	% COND
4804	06	9,450	72.4918	29.72	280,854	2001	2001	0	0	0	26.25	73.75

8 MINI WAREH – 0% - 0 Heated Area: 9450 HX Base Yr

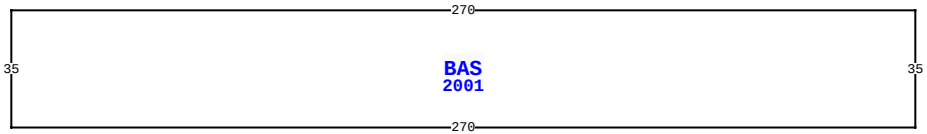

450062 SR 200, CALLAHAN

BLD DATE	03/02/2017	KK	LGL DATE
XF DATE			LAND DATE
INC DATE			AG DATE

VALUATION SUMMARY

VALUATION BY	DIRECT_CAP
Tax Group: 1	Tax Dist:
BUILDING MARKET VALUE	0
TOTAL MARKET OB/XF VALUE	0
TOTAL LAND VALUE - MARKET	0
TOTAL MARKET VALUE	5,078,132
SOH/AGL Deduction	3,319,366
ASSESSED VALUE	1,758,766
TOTAL EXEMPTION VALUE	0
BASE TAXABLE VALUE	1,758,766
TOTAL JUST VALUE	5,078,132
NCON VALUE	0
INCOME VALUE	5,078,132
PREVIOUS YEAR MKT VALUE	1,598,906

PERMIT NUM	DESCRIPTION	AMT	ISSUED

SALES DATA

OFF RECORD Number	DATE	TYPE INST	Q U	V I	RSN CD	SALE PRICE
1920/0497	5/30/2014	SW	U	I	12	318,000
GRANTOR: BANK OF AMERICA NATL						
GRANTEE: SCW CALLAHAN LLC						
0927/1700	4/10/2000	WD	U	V	19	60,000
GRANTOR: PAN AM INVESTMENT INC						
GRANTEE: BEEMER & ASSOCIATES						

BUILDING NOTES

BUILDING DIMENSIONS

BAS=[YR=2001] W270 S35 E270 N35 $.

EXTRA FEATURES

L N	OB/XF CODE	DESCRIPTION	BLD	CAP	L	W	UNITS	UT	Adj R	ADJ UNIT PRICE	ORIG COND	YEAR ON	YEAR ACTUAL	Q	% COND	OB/XF MKT VALUE	NOTES

LAND DESCRIPTION

TOTAL OB/XF 0

L N	USE CODE	CLS	LAND USE DESCRIPTION	CAP	R D	LOC ZONE	FRONT	DEPTH	TOT LND UTS	UNIT TYPE	D T	DPTH FACT	% COND	TOT ADJ	UNIT PRICE	ADJ UNIT PRICE	LAND VALUE	OTHER ADJUSTMENTS AND NOTES	YEAR	DENSITY	DECL	FRZ	YR	CONSRV

REVIEW DATE 06/14/2022 BY HSA Total Acres: 9.83 Total Land Value: 0 Market: 0 Agricultural: 0 Common: 0 PRINTED 08/02/2023 BY SYS

PT GOVT LOTS 1,2 & PT OF NW1/4
OF SEC 29-2N-25E IN
OR 927/1700 (EX ESMT'S IN

BEEMER & ASSOCIATES XVI LC
7880 GATE PARKWAY STE 300
JACKSONVILLE, FL 32256

2023

29-2N-25-0000-0013-0040

NASSAU COUNTY PROPERTY

BUILDING CHARACTERISTICS

ELEMENT	CD	CONSTRUCTION
Exterior Wall	25	MOD METAL 100
Roof Structur	09	RIDGE FRME 100
Roof Cover	12	MODULAR MT 100
Interior Wall	01	MINIMUM 100
Interior Floo	03	CONC FINSH 100
Ceiling	04	NONE 100
Air Condition	01	NONE 100
Heating Type	01	NONE 100
Plumbing		0 100
Frame	05	STEEL 100
Story Height		9 100
RMS		46 100
Stories	1.	1. 100
Class	00	. 100
Units		0 100
Occupancy	00	NONE 100
Quality	03	Quality Level 03

DOR CODE	4840	MINI STORAGE	
MAP NUM		MKT AREA	07
NEIGHBORHOOD/LOC	7001.00		

AREA TYPE	TOTAL GROSS AREA	PCT OF BASE	TOT ADJ AREA	SUBAREA MARKET VALUE
BAS	11,900	100	11,900	257,407
TOTALS	11,900		11,900	257,407

MARKET ADJUSTMENTS

TYPE	MDL	EFF. AREA	TOT ADJ PTS	EFF. BASE RATE	REPL. COST NEW	AYB	EYB	ECON	FNCT		NORM	% COND
4804	06	11,900	71.5478	29.33	349,027	2001	2001	0	0	0	26.25	73.75

9 MINI WAREH – 0% - 0 Heated Area: 11900 HX Base Yr

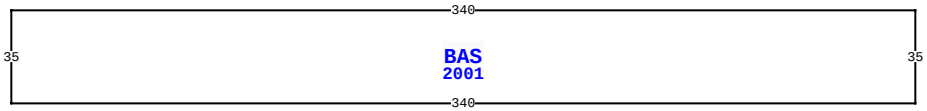

450062 SR 200, CALLAHAN

BLD DATE	03/02/2017	KK	LGL DATE
XF DATE			LAND DATE
INC DATE			AG DATE

VALUATION SUMMARY

VALUATION BY	DIRECT_CAP
Tax Group: 1	Tax Dist:
BUILDING MARKET VALUE	0
TOTAL MARKET OB/XF VALUE	0
TOTAL LAND VALUE - MARKET	0
TOTAL MARKET VALUE	5,078,132
SOH/AGL Deduction	3,319,366
ASSESSED VALUE	1,758,766
TOTAL EXEMPTION VALUE	0
BASE TAXABLE VALUE	1,758,766
TOTAL JUST VALUE	5,078,132
NCON VALUE	0
INCOME VALUE	5,078,132
PREVIOUS YEAR MKT VALUE	1,598,906

PERMIT NUM	DESCRIPTION	AMT	ISSUED

SALES DATA

OFF RECORD Number	DATE	TYPE INST	Q U /	V I /	RSN CD	SALE PRICE
1920/0497	5/30/2014	SW	U	I	12	318,000
GRANTOR: BANK OF AMERICA NATL						
GRANTEE: SCW CALLAHAN LLC						
0927/1700	4/10/2000	WD	U	V	19	60,000
GRANTOR: PAN AM INVESTMENT INC						
GRANTEE: BEEMER & ASSOCIATES						

BUILDING NOTES

BUILDING DIMENSIONS

BAS=[YR=2001] W340 S35 E340 N35 $.

EXTRA FEATURES

L N	OB/XF CODE	DESCRIPTION	BLD	CAP	L	W	UNITS	UT	Adj R	ADJ UNIT PRICE	ORIG COND	YEAR ON	YEAR ACTUAL	Q	% COND	OB/XF MKT VALUE	NOTES

LAND DESCRIPTION

TOTAL OB/XF 0

L N	USE CODE	CLS	LAND USE DESCRIPTION	CAP	R D	LOC ZONE	FRONT	DEPTH	TOT LND UTS	UNIT TYPE	D T	DPTH FACT	% COND	TOT ADJ	UNIT PRICE	ADJ UNIT PRICE	LAND VALUE	OTHER ADJUSTMENTS AND NOTES	YEAR	DENSITY	DECL	FRZ	YR	CONSRV

REVIEW DATE 06/14/2022 BY HSA Total Acres: 9.83 Total Land Value: 0 Market: 0 Agricultural: 0 Common: 0 PRINTED 08/02/2023 BY SYS

PT GOVT LOTS 1,2 & PT OF NW1/4
OF SEC 29-2N-25E IN
OR 927/1700 (EX ESMT'S IN

BEEMER & ASSOCIATES XVI LC
7880 GATE PARKWAY STE 300
JACKSONVILLE, FL 32256

2023

29-2N-25-0000-0013-0040

NASSAU COUNTY PROPERTY

BUILDING CHARACTERISTICS

ELEMENT	CD	CONSTRUCTION
Exterior Wall	25	MOD METAL 100
Roof Structur	09	RIDGE FRME 100
Roof Cover	12	MODULAR MT 100
Interior Wall	01	MINIMUM 100
Interior Floo	03	CONC FINSH 100
Ceiling	04	NONE 100
Air Condition	01	NONE 100
Heating Type	01	NONE 100
Plumbing		0 100
Frame	05	STEEL 100
Story Height		9 100
RMS		23 100
Stories	1.	1. 100
Class	00	. 100
Units		0 100
Occupancy	00	NONE 100
Quality	03	Quality Level 03

DOR CODE	4840	MINI STORAGE	
MAP NUM		MKT AREA	07
NEIGHBORHOOD/LOC	7001.00		

AREA TYPE	TOTAL GROSS AREA	PCT OF BASE	TOT ADJ AREA	SUBAREA MARKET VALUE
BAS	3,900	100	3,900	89,681
TOTALS	3,900		3,900	89,681

MARKET ADJUSTMENTS

TYPE	MDL	EFF. AREA	TOT ADJ PTS	EFF. BASE RATE	REPL. COST NEW	AYB	EYB	ECON	FNCT		NORM	% COND
4804	06	3,900	76.0406	31.18	121,602	2001	2001	0	0	0	26.25	73.75

10 MINI WAREH – 0% - 0 Heated Area: 3900 HX Base Yr

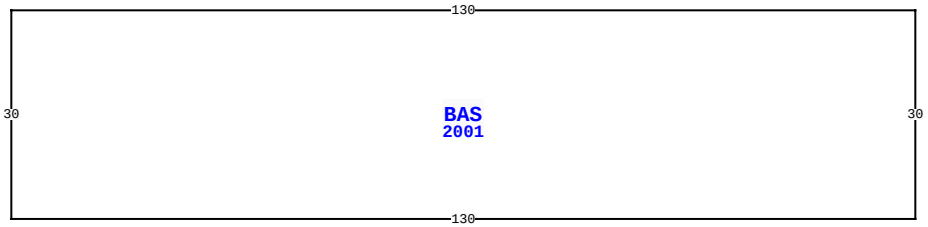

450062 SR 200, CALLAHAN

BLD DATE	03/02/2017	KK	LGL DATE
XF DATE			LAND DATE
INC DATE			AG DATE

VALUATION SUMMARY

VALUATION BY	DIRECT_CAP
Tax Group: 1	Tax Dist:
BUILDING MARKET VALUE	0
TOTAL MARKET OB/XF VALUE	0
TOTAL LAND VALUE - MARKET	0
TOTAL MARKET VALUE	5,078,132
SOH/AGL Deduction	3,319,366
ASSESSED VALUE	1,758,766
TOTAL EXEMPTION VALUE	0
BASE TAXABLE VALUE	1,758,766
TOTAL JUST VALUE	5,078,132
NCON VALUE	0
INCOME VALUE	5,078,132
PREVIOUS YEAR MKT VALUE	1,598,906

PERMIT NUM	DESCRIPTION	AMT	ISSUED

SALES DATA

OFF RECORD Number	DATE	TYPE INST	Q U	V I	RSN CD	SALE PRICE
1920/0497	5/30/2014	SW	U	I	12	318,000
GRANTOR: BANK OF AMERICA NATL						
GRANTEE: SCW CALLAHAN LLC						
0927/1700	4/10/2000	WD	U	V	19	60,000
GRANTOR: PAN AM INVESTMENT INC						
GRANTEE: BEEMER & ASSOCIATES						

BUILDING NOTES

BUILDING DIMENSIONS

BAS=[YR=2001] W130 S30 E130 N30 $.

EXTRA FEATURES

L N	OB/XF CODE	DESCRIPTION	BLD	CAP	L	W	UNITS	UT	Adj R	ADJ UNIT PRICE	ORIG COND	YEAR ON	YEAR ACTUAL	Q	% COND	OB/XF MKT VALUE	NOTES

LAND DESCRIPTION

TOTAL OB/XF 0

L N	USE CODE	CLS	LAND USE DESCRIPTION	CAP	R D	LOC ZONE	FRONT	DEPTH	TOT LND UTS	UNIT TYPE	D T	DPTH FACT	% COND	TOT ADJ	UNIT PRICE	ADJ UNIT PRICE	LAND VALUE	OTHER ADJUSTMENTS AND NOTES	YEAR	DENSITY	DECL	FRZ	YR	CONSRV

REVIEW DATE 06/14/2022 BY HSA Total Acres: 9.83 Total Land Value: 0 Market: 0 Agricultural: 0 Common: 0 PRINTED 08/02/2023 BY SYS