LOT 1
IN OR 2247/110
ROCKING HORSE FARMS PB 7/104

PATNODE JAY M & IRENE S
66110 ROCKING HORSE LN
CALLAHAN, FL 32011

2023

05-2N-26-1875-0001-0000

NASSAU COUNTY PROPERTY

BUILDING CHARACTERISTICS

ELEMENT	CD	CONSTRUCTION
Exterior Wall	10	ABOVE AVG 100
Roof Structur	03	GABLE/HIP 100
Roof Cover	03	COMP SHNGL 100
Interior Wall	05	DRYWALL 100
Interior Floo	08	SHT VINYL 70
Interior Floo	14	CARPET 30
Air Condition	03	CENTRAL 100
Heating Type	04	AIR DUCTED 100
Bedrooms		3 100
Bathrooms		3.5 100
Frame	02	WOOD FRAME 100
Stories	1.	1. 100
Units		0 100
Occupancy	00	NONE 100
Quality	04	Quality Level 04

DOR CODE 0100 SINGLE FAMILY
MAP NUM | MKT AREA 05
NEIGHBORHOOD/LOC 5008.00

AREA TYPE	TOTAL GROSS AREA	PCT OF BASE	TOT ADJ AREA	SUBAREA MARKET VALUE
BAS	2,014	100	2,014	272,880
FOP	240	30	72	9,755
FOP	320	30	96	13,008
TOTALS	2,574		2,182	295,643

MARKET ADJUSTMENTS

TYPE	MDL	EFF. AREA	TOT ADJ PTS	EFF. BASE RATE	REPL. COST NEW	AYB	EYB	ECON	FNCT		NORM	% COND
0900	01	2,182	115.2480	136.86	298,629	2019	2019	0	0	0	1.00	99.00

1 SNGL FAM – 100% - 2020 Heated Area: 2014 HX Base Yr 2020

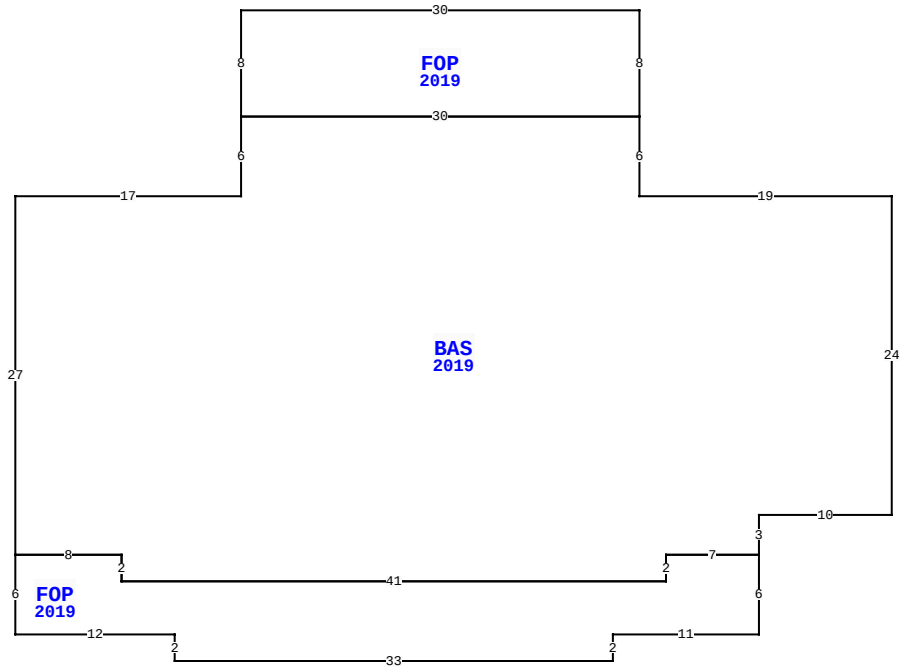

66110 ROCKING HORSE LN, CALLAHAN

BLD DATE		LGL DATE	
XF DATE		LAND DATE	
INC DATE		AG DATE	

NASSAU COUNTY PROPERTY — VALUATION SUMMARY

VALUATION BY		STANDARD
Tax Group: 4	Tax Dist:	
BUILDING MARKET VALUE		336,995
TOTAL MARKET OB/XF VALUE		11,436
TOTAL LAND VALUE - MARKET		65,000
TOTAL MARKET VALUE		413,431
SOH/AGL Deduction		125,969
ASSESSED VALUE		287,462
TOTAL EXEMPTION VALUE	HX HB VX	55,000
BASE TAXABLE VALUE		232,462
TOTAL JUST VALUE		413,431
NCON VALUE		0
INCOME VALUE		
PREVIOUS YEAR MKT VALUE		337,415

PERMIT NUM	DESCRIPTION	AMT	ISSUED
21002713	CARPORT	29,890	03/08/2021
20002163	GARAGE	40,572	03/10/2020
19000221	CO ISSUED	0	07/09/2019
17006051	NEW CONSTR	249,169	01/01/2019
17006053	GARAGE	19,884	01/01/2019

SALES DATA

OFF RECORD Number	DATE	TYPE INST	Q / U	V / I	RSN CD	SALE PRICE
2247/0110	1/02/2019	WD	Q	V	01	52,000
GRANTOR: PREMIER HOMES OF N FL						
GRANTEE: PATNODE JAY M & IRE						
2147/1846	9/25/2017	WD	Q	V	05	212,000
GRANTOR: ROCKING HORSE DEVELOP						
GRANTEE: PREMIER HOMES OF NO						

BUILDING NOTES

BUILDING DIMENSIONS

BAS=[YR=2019] W19 N6 FOP=[YR=2019] N8 W30 S8 E30$ W30 S6 W17 S27 FOP=[YR=2019] S6 E12 S2 E33 N2 E11 N6 W7 S2 W41 N2 W8$ E8 S2 E41 N2 E7 N3 E10 N24$.

EXTRA FEATURES

LN	OB/XF CODE	DESCRIPTION	BLD	CAP	L	W	UNITS	UT	Adj R	ADJ UNIT PRICE	ORIG COND	YEAR ON	YEAR ACTUAL	Q	% COND	OB/XF MKT VALUE	NOTES
1	0812	CONCRETE C	0	100	0	0	2,013.00	SF	4.00	4.00	100	2019	2019	3	99	7,971	
2	0500	FP-PRE FAB	0	100	0	0	1.00	UT	3,500.00	3,500.00	100	2019	2019	3	99	3,465	

LAND DESCRIPTION

TOTAL OB/XF 11,436

LN	USE CODE	CLS	LAND USE DESCRIPTION	CAP	RD	LOC ZONE	FRONT	DEPTH	TOT LND UTS	UNIT TYPE	DT	DPTH FACT	% COND	TOT ADJ	UNIT PRICE	ADJ UNIT PRICE	LAND VALUE	OTHER ADJUSTMENTS AND NOTES	YEAR	DENSITY	DECL	FRZ	YR	CONSRV
1	000100	C	SFR	100		RS-E	0.00	0.00	1.00	LT		1.00	1.00	1.00	65,000.00	65,000.00	65,000							

REVIEW DATE 12/14/2021 BY KB Total Acres: 0.00 Total Land Value: 65,000 Market: 0 Agricultural: 0 Common: 65,000 PRINTED 08/02/2023 BY SYS

LOT 1
IN OR 2247/110
ROCKING HORSE FARMS PB 7/104

PATNODE JAY M & IRENE S
66110 ROCKING HORSE LN
CALLAHAN, FL 32011

2023

05-2N-26-1875-0001-0000

BUILDING CHARACTERISTICS

ELEMENT	CD	CONSTRUCTION
Exterior Wall	10	ABOVE AVG 100
Roof Structur	03	GABLE/HIP 100
Roof Cover	03	COMP SHNGL 100
Interior Wall	01	MINIMUM 100
Interior Floo	03	CONC FINSH 100
Air Condition	01	NONE 100
Heating Type	01	NONE 100
Bedrooms		0 100
Bathrooms		0 100
Frame	02	WOOD FRAME 100
Stories	1.	1. 100
Units		0 100
Occupancy	00	NONE 100
Quality	06	Quality Level 06

DOR CODE	0100	SINGLE FAMILY	
MAP NUM		MKT AREA	05
NEIGHBORHOOD/LOC	5008.00		

AREA TYPE	TOTAL GROSS AREA	PCT OF BASE	TOT ADJ AREA	SUBAREA MARKET VALUE
BAS	450	100	450	12,370
TOTALS	450		450	12,370

MARKET ADJUSTMENTS

TYPE	MDL	EFF. AREA	TOT ADJ PTS	EFF. BASE RATE	REPL. COST NEW	AYB	EYB	ECON	FNCT		NORM	% COND
6500	01	450	80.9600	28.34	12,753	2019	2019	0	0	0	3.00	97.00

2 GARAGE RES – 100% - 2020 Heated Area: 450 HX Base Yr 2020

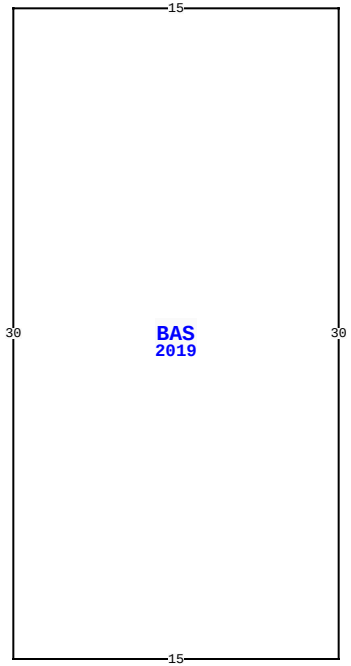

66110 ROCKING HORSE LN, CALLAHAN

BLD DATE		LGL DATE	
XF DATE		LAND DATE	
INC DATE		AG DATE	

NASSAU COUNTY PROPERTY

PAGE 2 of 3 4

VALUATION SUMMARY

VALUATION BY		STANDARD
Tax Group: 4	Tax Dist:	
BUILDING MARKET VALUE		336,995
TOTAL MARKET OB/XF VALUE		11,436
TOTAL LAND VALUE - MARKET		65,000
TOTAL MARKET VALUE		413,431
SOH/AGL Deduction		125,969
ASSESSED VALUE		287,462
TOTAL EXEMPTION VALUE	HX HB VX	55,000
BASE TAXABLE VALUE		232,462
TOTAL JUST VALUE		413,431
NCON VALUE		0
INCOME VALUE		
PREVIOUS YEAR MKT VALUE		337,415

PERMIT NUM	DESCRIPTION	AMT	ISSUED

SALES DATA

OFF RECORD Number	DATE	TYPE INST	Q / U	V / I	RSN CD	SALE PRICE
2247/0110	1/02/2019	WD	Q	V	01	52,000
GRANTOR: PREMIER HOMES OF N FL						
GRANTEE: PATNODE JAY M & IRE						
2147/1846	9/25/2017	WD	Q	V	05	212,000
GRANTOR: ROCKING HORSE DEVELOP						
GRANTEE: PREMIER HOMES OF NO						

BUILDING NOTES

BUILDING DIMENSIONS

BAS=[YR=2019] W15 S30 E15 N30$.

EXTRA FEATURES

LN	OB/XF CODE	DESCRIPTION	BLD	CAP	L	W	UNITS	UT	Adj R	ADJ UNIT PRICE	ORIG COND	YEAR ON	YEAR ACTUAL	Q	% COND	OB/XF MKT VALUE	NOTES

LAND DESCRIPTION

TOTAL OB/XF 0

LN	USE CODE	CLS	LAND USE DESCRIPTION	CAP	RD	LOC ZONE	FRONT	DEPTH	TOT LND UTS	UNIT TYPE	DT	DPTH FACT	% COND	TOT ADJ	UNIT PRICE	ADJ UNIT PRICE	LAND VALUE	OTHER ADJUSTMENTS AND NOTES	YEAR	DENSITY	DECL	FRZ	YR	CONSRV

REVIEW DATE 12/14/2021 BY KB Total Acres: 0.00 Total Land Value: 65,000 Market: 0 Agricultural: 0 Common: 65,000 PRINTED 08/02/2023 BY SYS

LOT 1
IN OR 2247/110
ROCKING HORSE FARMS PB 7/104

PATNODE JAY M & IRENE S
66110 ROCKING HORSE LN
CALLAHAN, FL 32011

2023

05-2N-26-1875-0001-0000

NASSAU COUNTY PROPERTY

BUILDING CHARACTERISTICS

ELEMENT	CD	CONSTRUCTION
Exterior Wall	25	MOD METAL 100
Roof Structur	03	GABLE/HIP 100
Roof Cover	12	MODULAR MT 100
Interior Wall	01	MINIMUM 100
Interior Floo	03	CONC FINSH 100
Air Condition	01	NONE 100
Heating Type	01	NONE 100
Bedrooms		0 100
Bathrooms		0 100
Frame	05	STEEL 100
Stories	1.	1. 100
Units		0 100
Occupancy	00	NONE 100
Quality	06	Quality Level 06

DOR CODE 0100 SINGLE FAMILY
MAP NUM | MKT AREA 05
NEIGHBORHOOD/LOC 5008.00

AREA TYPE	TOTAL GROSS AREA	PCT OF BASE	TOT ADJ AREA	SUBAREA MARKET VALUE
BAS	910	100	910	21,688
FCP	1,225	25	306	7,293
TOTALS	2,135		1,216	28,982

MARKET ADJUSTMENTS

TYPE	MDL	EFF. AREA	TOT ADJ PTS	EFF. BASE RATE	REPL. COST NEW	AYB	EYB	ECON	FNCT		NORM	% COND
6500	01	1,216	69.4830	24.32	29,573	2020	2020	0	0	0	2.00	98.00

3 GARAGE RES – 100% - 2020 Heated Area: 910 HX Base Yr 2020

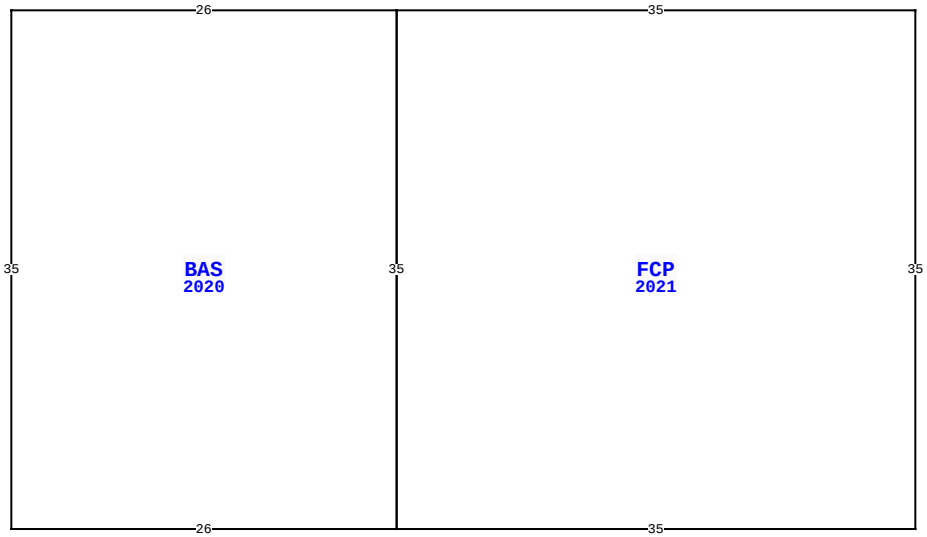

66110 ROCKING HORSE LN, CALLAHAN

BLD DATE		LGL DATE	
XF DATE		LAND DATE	
INC DATE		AG DATE	

VALUATION SUMMARY

VALUATION BY		STANDARD
Tax Group: 4	Tax Dist:	
BUILDING MARKET VALUE		336,995
TOTAL MARKET OB/XF VALUE		11,436
TOTAL LAND VALUE - MARKET		65,000
TOTAL MARKET VALUE		413,431
SOH/AGL Deduction		125,969
ASSESSED VALUE		287,462
TOTAL EXEMPTION VALUE	HX HB VX	55,000
BASE TAXABLE VALUE		232,462
TOTAL JUST VALUE		413,431
NCON VALUE		0
INCOME VALUE		
PREVIOUS YEAR MKT VALUE		337,415

PERMIT NUM	DESCRIPTION	AMT	ISSUED

SALES DATA

OFF RECORD Number	DATE	TYPE INST	Q / U	V / I	RSN CD	SALE PRICE
2247/0110	1/02/2019	WD	Q	V	01	52,000
GRANTOR: PREMIER HOMES OF N FL						
GRANTEE: PATNODE JAY M & IRE						
2147/1846	9/25/2017	WD	Q	V	05	212,000
GRANTOR: ROCKING HORSE DEVELOP						
GRANTEE: PREMIER HOMES OF NO						

BUILDING NOTES

BUILDING DIMENSIONS

FCP=[YR=2021] W35 BAS=[YR=2020] W26 S35 E26 N35$ S35 E35 N35$.

EXTRA FEATURES

LN	OB/XF CODE	DESCRIPTION	BLD	CAP	L	W	UNITS	UT	Adj R	ADJ UNIT PRICE	ORIG COND	YEAR ON	YEAR ACTUAL	Q	% COND	OB/XF MKT VALUE	NOTES

LAND DESCRIPTION

TOTAL OB/XF 0

LN	USE CODE	CLS	LAND USE DESCRIPTION	CAP	RD	LOC ZONE	FRONT	DEPTH	TOT LND UTS	UNIT TYPE	DT	DPTH FACT	% COND	TOT ADJ	UNIT PRICE	ADJ UNIT PRICE	LAND VALUE	OTHER ADJUSTMENTS AND NOTES	YEAR	DENSITY	DECL	FRZ	YR	CONSRV

REVIEW DATE 12/14/2021 BY KB Total Acres: 0.00 Total Land Value: 65,000 Market: 0 Agricultural: 0 Common: 65,000 PRINTED 08/02/2023 BY SYS